

FOUNDATION 3D

PROJECT 2

G02

AMANDA LEE PING PING

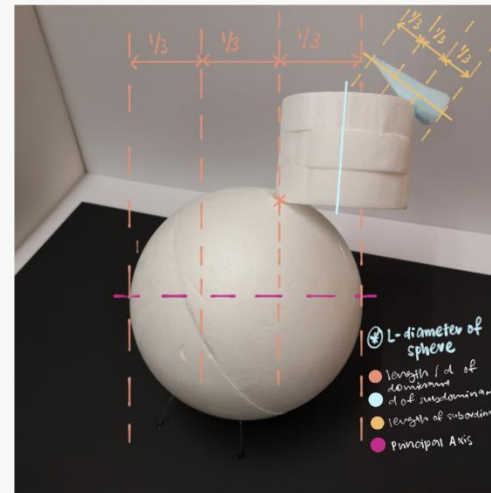



**GAIA'S**  
**IKEBANA**  
**SPRING**

# MODEL 1




For my first model I wanted to show how the Dominant (sphere) acts as an anchor towards the SD and the SO even though it is placed at an angle that is not perpendicular to the ground. It also creates a form of movement and momentum as well as suspense to see what happens to the SD and SO when it moves.

# MODEL 1 2D SKETCH ANALYSIS



## MODEL 2



In my second model I wanted to show balance between the thinness and fragility of my SD to the solidity of my SO, using my D as a pivot. The Z formation is very clear in this model and although the SD is way bigger than the SO, there is still a sense of harmony and balance.

# MODEL 2 2D SKETCH ANALYSIS

