

TPY

**ZINE:LOCALE!
PT 2**

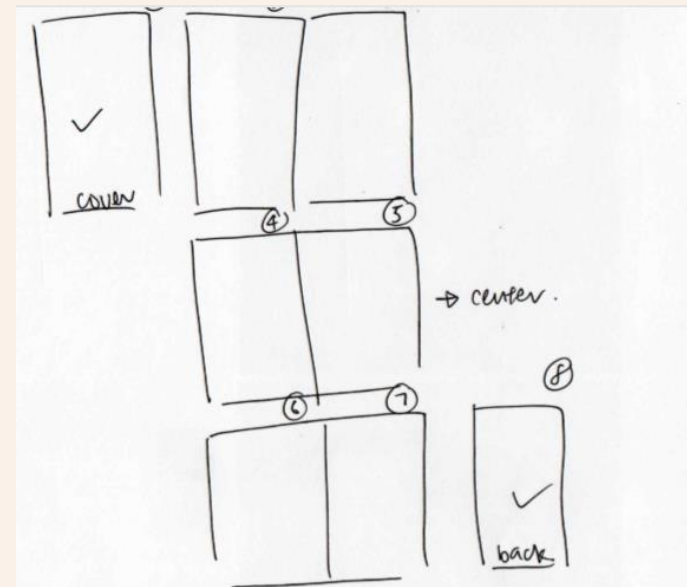
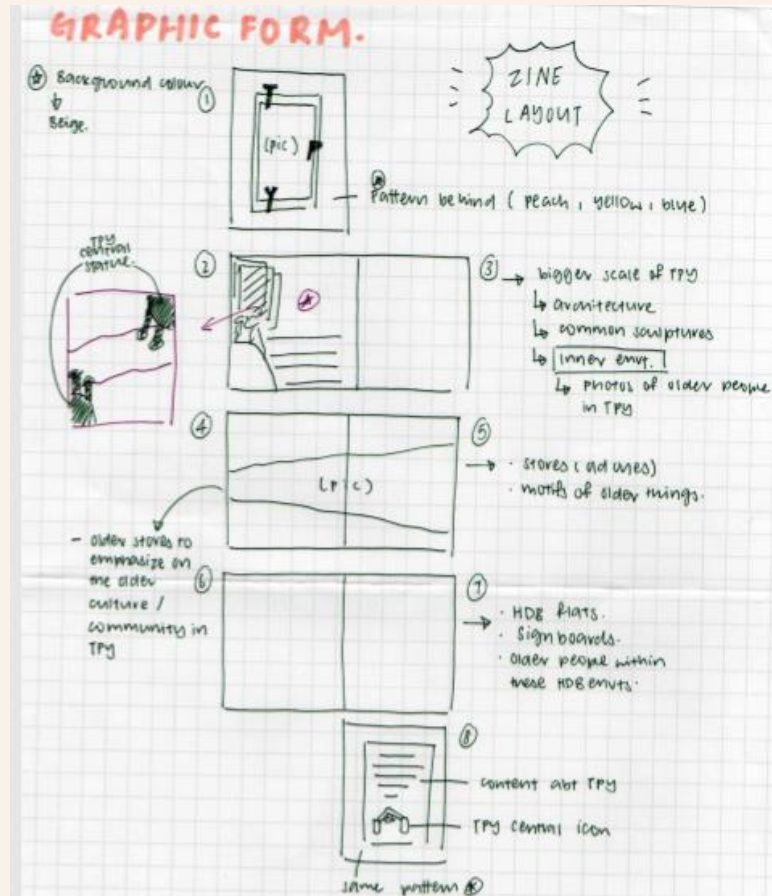
C O N C E P T

Community within Toa Payoh

M E S S A G E

Wanting to focus on the nostalgia that Toa Payoh evokes, despite
the newer developments that this neighbourhood faces

LAYOUT PLANNING & BRAINSTORMING



⑧ using signboard text as a motif.

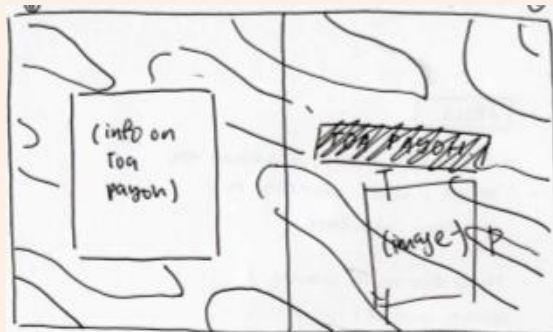
2/3 → can use text from hardware shops.

4/5 → using text from one of

move content for old community.

- How amenities have improved / changed based on the older behaviour.
- Building ~~out~~ a new architecture to step out old traditions.

LAYOUT PLANNING & BRAINSTORMING



②

Photos from central area

- Architecture
- Central / shopping mall etc.



③

Smaller angles / aspects of IP / signboards / chairs / street signs / etc.



⑥

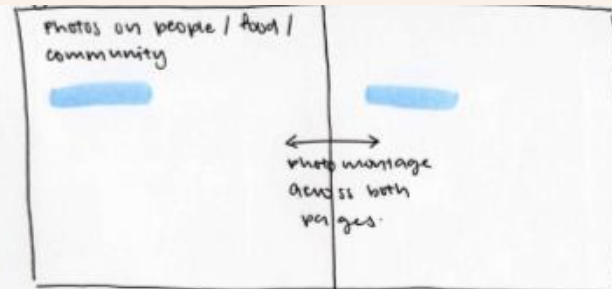
Smaller angles / aspects of Toa Pagon / signboards / chairs / street signs / etc.



⑤

Photos from central area

- Architecture
- Central / shopping mall etc.



ASPECTS

COMMUNITY

↳ incorporate information into motifs.

↳ Map style of navigating info. → like a road style.

↳ Take note of the smaller and more insignificant angles in Toa Pagon. → move abstract part.

Icons of TP

- ↳ Dragon playground.
- ↳ ~~Courts~~
- ↳ ~~HDB Hub~~
- ↳ ~~TP Central~~ TP Central
- ↳ stray cats
- ↳ famous food?
- ↳ HDB Tower
- ↳ Dragon statue.
- ↳ Dinosaur playground.
- ↳ Toa Pagon Tower at Toa Pagon Park.
- ↳ places of worship.
- ↳ Dragon Light playground
- ↳ J-shaped HDB.

DRAFTS (pg 1 & 8)

Toa Payoh is one of the first few satellite towns to be built in Singapore. Meaning 'Big Swamp', it was an area that had many swamps, which changed to kampung communities and later modern HDB housings. Today, Toa Payoh is a flourishing neighbourhood that has many amenities, while still being able to retain a strong sense of nostalgia.




DRAFTS (pg 2 & 7)



Lorem ipsum dolor sit amet, consectetur adipiscing elit, sed do eiusmod tempor incididunt ut labore et dolore magna aliqua. Quis ipsum suspendisse ultrices gravida. Risus commodo viverra maecenas accumsan lacus vel facilisis. Lorem ipsum dolor



DRAFTS (pg 3 & 6)



6



DRAFTS (pg 4 & 5)



ISSUES

- The style of the draft I wanted was very different from the style of my cover page.
- I wanted an abstract tearing style in my spreads, yet I still liked the overall geometric theme that I took for the whole zine project.
- Thus I made some improvements by incorporating the tears within the geometrical boundaries of each image

FINAL (pg 1 & 8)



Toa Payoh is one of the first few satellite towns to be built in Singapore. Meaning 'Big Swamp', it was an area that had many swamps, which changed to kampung communities and later modern HDB housing. Today, Toa Payoh is a flourishing neighbourhood that has many amenities, while still being able to retain a strong sense of nostalgia.



FINAL (pg 2 & 3)

I wanted to focus on the aspects of Toa Payoh central through introducing the starting area of Toa Payoh central. Since I lived in Serangoon, I would take the bus 105 (image below) to Toa Payoh and the first piece of architecture I would see is the Seu Teck Sean Tong Temple (picture above).



大巴窑中心



On page 3, I showed how the older generation interacted within Toa Payoh central. The picture below shows elderly sitting at the bus interchange and chatting to each other. This is a common sight in Toa Payoh central. And the picture at the top shows an old lady buying dim sum at Tiong bahru Pau, which is one of the first few dim sum shops that I have ever eaten from.

FINAL (pg 4 & 5)

The center spread focuses on the smallest items that strike a nostalgic emotion within me in Toa Payoh. These items are the different types of hardware and tools used in a household. These 3 images were taken at Toa Payoh Vista Market, a wet market that I used to visit with my parents every weekend when I was young.



Having seen these shops as a kid, I am always fascinated by the variety of tools that they offered, and even now when I revisit this market, these stalls are still open for business, and the nostalgia strikes when I think that these items are not really used by households now, with technological advancements, and yet they are still here with all the same items.

It shows how Toa Payoh is really a time capsule, allowing me to relive my child-like emotions when I revisit.

FINAL (pg 6 & 7)

The last spread focuses on the living area near my old house, which was block 60 at Toa payoh Lorong 4. Being a very old estate, the architecture in Toa Payoh is very old, and some parts of it are extremely unique, such as the picture at the bottom of a void deck with a triangular roof. To enhance the “oldness”, many older people still live there, and I managed to capture their casual routine and how they interact with each other.



*Come on home where you belong.
Droplets dropping from the storm.*

*We look out
from different windows...
come on home where you belong.*

*Come on home where you belong.
Candles burning all alone.
I need your light
for when the wind blows...
Come on home where you belong*




I also chose to focus on architecture because these flats have been here since I started living in Toa Payoh, and no matter how much they have been repainted to change its image, the architecture style of it still remains the same, which makes me feel like I have not left at all. I also added a poem at the side to describe my bittersweet feelings of nostalgia when I always go back to these areas within Toa Payoh.

STYLE


I have decided to use a photo collage style for my zine, with tears at certain parts of the image to highlight different motifs of Toa Payoh, including its older community. It adds to the overall style of having a collage that is organic within geometric borders, and creating the effect of tearing a sticker out and then pasting it back.

COLOUR SCHEME



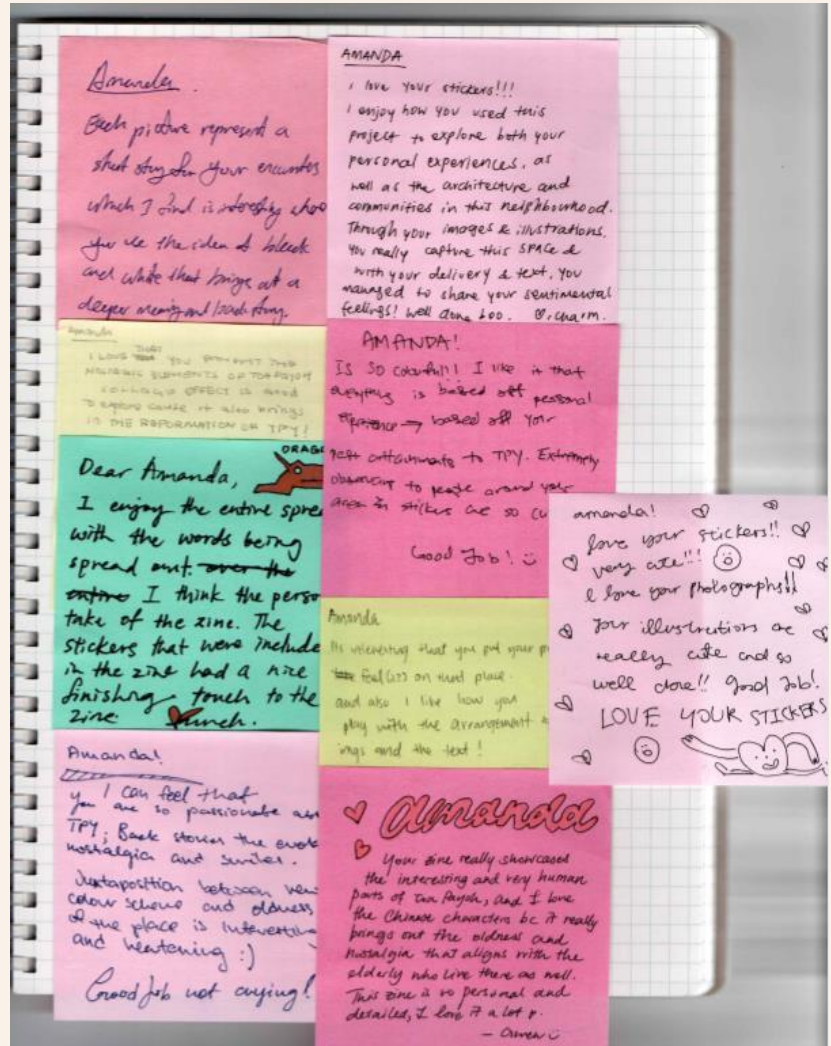
I chose these colours from the more nostalgic pieces of architecture of Toa Payoh (HDB flats and the roofs of the shophouses along the walkways of Toa Payoh Mall)

STICKERS!!



I made stickers of household tools and icons of Toa Payoh as Toa Payoh as a whole is a very pleasant and old place, with many prominent landmarks, thus making them into cute illustrative stickers would be effective in letting my audience be more curious about Toa Payoh. In addition, the stickers can be stuck onto the zine to add a child-like fun side to it.

CRITIQUE



THANK YOU

