

# THE BELL PROJECT

4D GROUP PROJECT  
INSTALLATION PROPOSAL

AMADEA LOW  
RYAN FOONG  
ZOE TAN

---

## PROJECT DESCRIPTION

When studying has become a huge focus in our society today, students would go to great lengths to secure a good grade. From studying through the night and sacrificing sleep, to starting early in their youth and sacrificing their childhood. Seeking divine help is not an uncommon sight, from going to churches and to temples as well.

Students of higher education often joke about worshipping the “bell curve god” (or they may say “let the bell curve be in favour of me”), a fictitious deity that supposedly controls the bell curve students are subjected to, ensuring no extreme outliers from the cohort. However, what happens when the two amalgamate, and it becomes a real deity? Will students still go to extra lengths to pray for this said “god”? Or were all their words empty talk.

For our installation, we propose the Belloids faith to you. We will be making an interactive performance installation where three of us are practitioners of the Belloids faith.

We have hopes to build the Belloid shrine in the School of Art, Design and Media where students are up late into the night rushing the projects and churning out creative works.

This installation will be located at: the basement. The reason is that we will be using a pedestal to prop up the shrine and the ritual requires us to go outside thus the basement will be a convenient place.

We will be installing this shrine and performing with it. Also, we want to invite our peers to participate in our performance/ritual as we all have to face the bell curve.

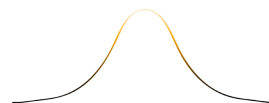
This bell curve shrine will be a place where students come and say their prayers and worship the shrine in hopes that it'll aid their grades. There will be elements such as the bell, the bell curve, lights, candles, midnight oil and more (I will explain more).

---

## NAMING OUR RELIGION



Our logo:



As this is a religion, something novel carved out from present day society and something that impacts many, especially grades, there has to be a sort of system and hierarchy to it.

Religion name: *Belloid*

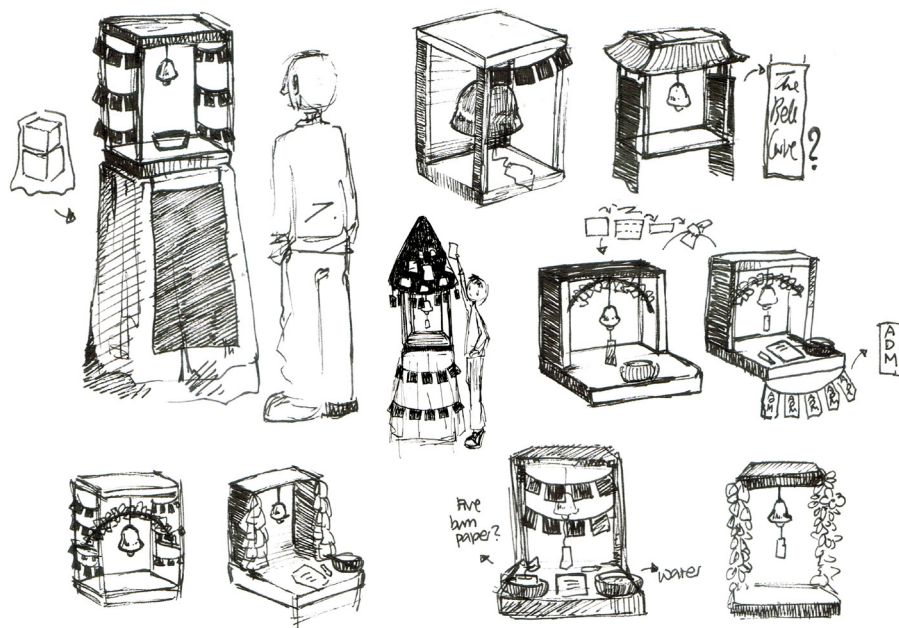
God of the Belloid: *Bell Law*

Leaders of Bell Law: *Bellairs*

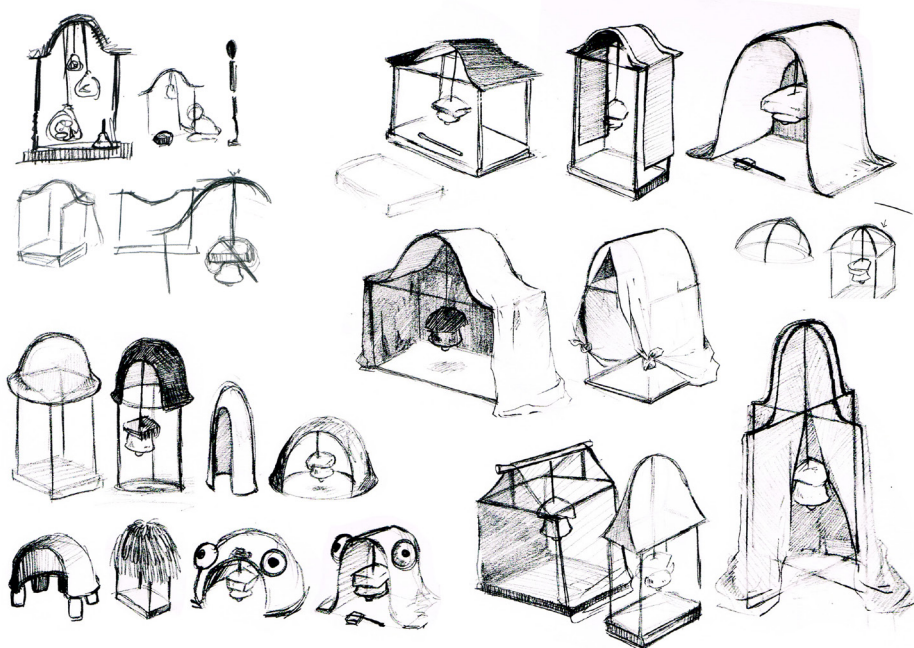
Followers of Bellairs: *Bellows*

Religious book: *The Ringing* - Bellows should follow the sound of the ringing.

## STRUCTURE SKETCHES



INITIAL



BELL-CURVE INSPIRED DESIGN

If you see reference to the images above, you'll be able to see the rough sketches we have in mind.

The three main colours that center our piece are black, white and gold. Reason being:

Black: darkness of stress that drags us down

White: renewal and peace we get when achieving the golden arc

Gold: to achieve the golden arc/symbolism of greatness

The size of our shrine is envisioned to be 1m tall raised on a pedestal/table of 0.5m.

---

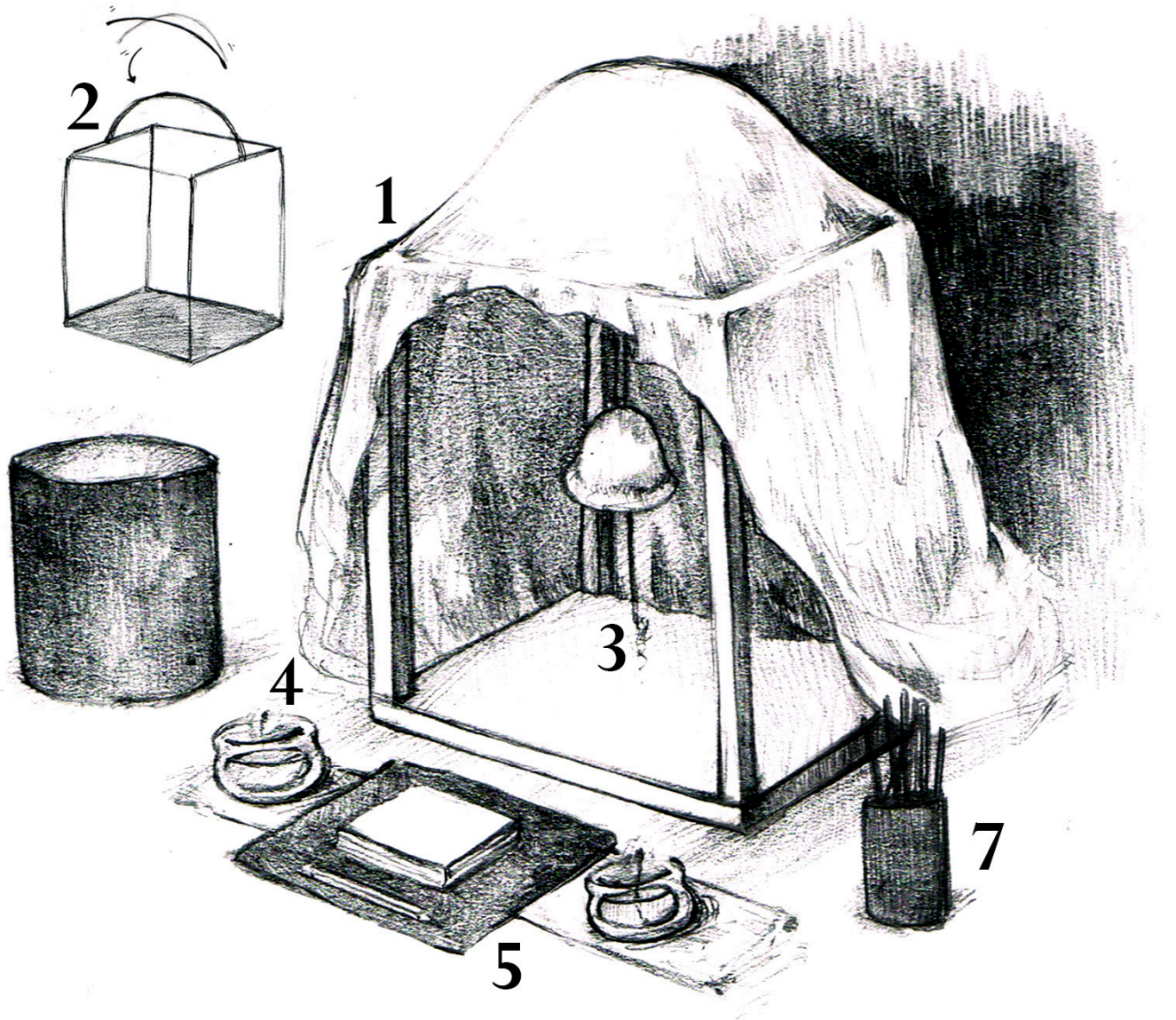
## SUGGESTED MATERIALS



Exploration of wooden blocks for the shrine's frame.

Materials we will be using: wood, wire, string - twine, gold spray paint/paint, white and black paint, white cloth, fairy lights, candles.

## ELEMENTS OF THE BELLOID SHRINE



1. Cloth

A white cloth that drapes over the bell-curve shrine structure.

The colour white represents renewal and peace in achieving the golden arc, thus it drapes over the arc of the shrine structure, forming a bell-like shape.

2. Bell-Curve Shrine Structure

Made consist of a wooden box-like structure with a curved stick attached at the top. The curved stick will be made bendable that it may be pull-able during the process of performance to represent the arc of the bell-curve being pulled down.

3. The Bell

Attach with twine to the curved stick of the bell-curve shrine structure.

It is the element of the shrine that produces the main “ring” that participants will make in engaging “communication” through the shrine during performance.

4. Midnight Oil Lamps

Small jars of oil lamps using olive oil representing midnight oil. It signifies a common idiom “burning the midnight oil” referring to students staying up and working late into the night .

5. Papers and Pencil

Materials for participants to note down academic wishes.

The pieces of papers will be collected and burn in the small incinerator bin.

6. Incinerator Bin

A small bin that will be use to burn paper as a means of “communication”.

7. Academic-Telling Sticks

Consist of several stick in a cylindrical bottle. It is use as a means of requesting an “answer” where the bottle will be shaken till a stick drops out. Numbers or other forms of writing relating to academic will be written on each stick.

---

## PROJECT PLANS AND FOLLOW-UPS

Some additional elements will be the midnight oil, as it is a sigifier for students who mug late into the night and burn the midnight oil to keep themselves awake, this is an important element that we must have in our ritual.

Our plan: we plan to create our own candle/midnight oil by using olive oil and candle wick. We will pour the oil into a flat glass jar and light up the candle/midnight oil.

We plan to document our progress through sound recordings, what do people “recite” /“pray” for and photo footage of our progress of the shrine and when we invite our peers to be part of this ritual.

---

## PERFORMANCE SCRIPT

We envision our performance to be ritual style, inviting viewers into the space of our installation. Here's a proposed outline of our ritual/performance:

1. Burning the "midnight oil", ceremony of pouring oil into glass jars (2) and lighting the candles.
2. Sacred ringing of the hand bell thrice to commence (or end) worshipping ceremony
3. Bellairs to explain and lead the ceremony
4. After reading scriptures from the ringing, bellairs will then procede to invite members up to ring the sacred bell
5. They will write down their wishes for their grades and classes onto slips of paper
6. Before each person proceeds to ring the bell, they first have to wait for the mini ring of the counter bell
7. Slip of paper is collected by Bellair before they ring the sacred bell
8. Bell is to be tugged twice with sufficient force that it "pulls down the curve"
9. Once all members that want to ring the bell has rung, it will be time to proceed to an outdoor location to burn the paper in the midnight oil
10. After which all fires are put out and the hand bell thrice again to signify the end of the ceremony