

RECTILINEAR VOLUMES

FOUNDATION 3D - DN1003

ASSIGNMENT 01

Justinne Alethea Casuga

U1630143F (G7)





FINAL MODEL (#01)

METHODS USED:

- Wedging

IMPROVEMENTS:

- Used the Top side of Model #01
- Thicker D
- Thinner SD for it to remain subdominant even when viewed from the side
- Wedged in just slightly so that SD does not protrude too much, but is not sunken.
- Shorter SO and placed at a different direction from SD
- D, SD and SO are evident from all sides



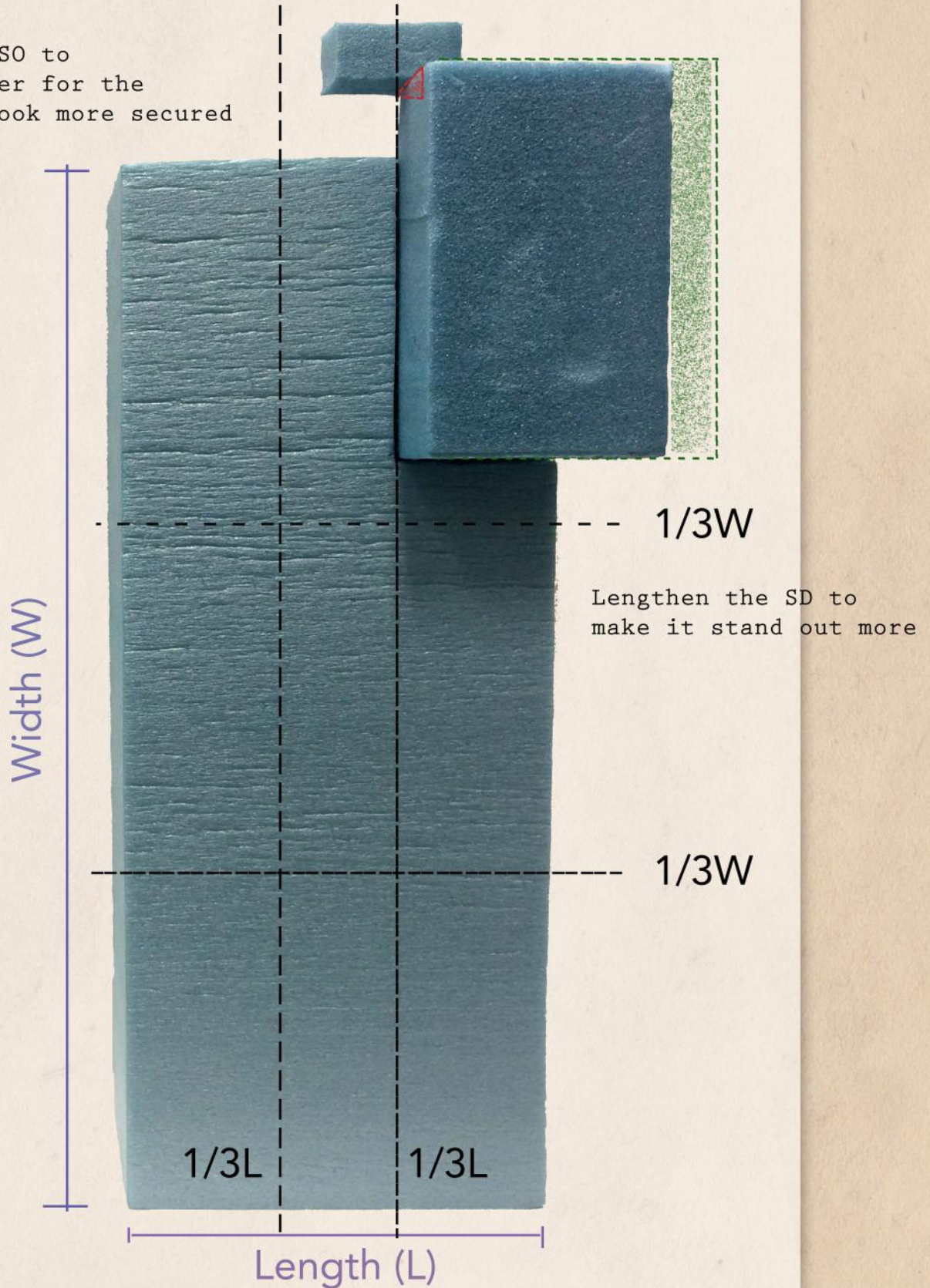
LEGEND

D - Dominant / SD - Subdominant / SO - Subordinate

FINAL

SKETCH ANALYSIS

Wedge in the SO to the SD in order for the top part to look more secured



TEXTURE APPLICATION




WATER DISPENSER
metal and plastic



WATCHTOWER
cracked stone



ceramic and glass
MODERN LIGHTHOUSE



**BACKPACKER'S
BEDSPACE
WITH LAMP**

seamless wood & glass